

NAME	_____
DATE	_____
TRACK	_____

TRACK CONDITION		
SURFACE	<input type="radio"/> CARPET	<input type="radio"/> ASPHALT
TRACTION		
<input type="radio"/> LOW	<input type="radio"/> MEDIUM	<input type="radio"/> HIGH

DRIVE RATIO	
PINION	SPUR









TYRES	MODE	TYPE
FRONT		
REAR		

SPRINGS		
FRONT		<input type="radio"/> G
REAR		<input type="radio"/> GLD
DAMPER		<input type="radio"/> R

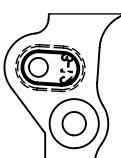
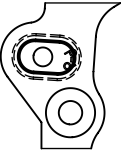

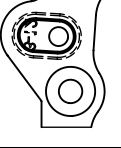
OIL	VISCOSITY	PISTON HOLES
DAMPER		

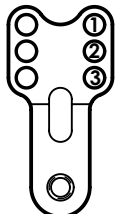
REAR WING	
<input type="checkbox"/>	<input type="radio"/> ① LOW
<input type="checkbox"/>	<input type="radio"/> ② HIGH


FRONT HEIGHT ADJUSTMENT			
	<input type="checkbox"/> 2 mm	<input type="checkbox"/> 3 mm	<input type="checkbox"/> 4 mm

REAR HEIGHT							
<input type="checkbox"/> -3 MM.	<input type="checkbox"/> -2 MM.	<input type="checkbox"/> -1 MM.	<input type="checkbox"/> 0 MM.	<input type="checkbox"/> +1 MM.	<input type="checkbox"/> +2 MM.	<input type="checkbox"/> +3 MM.	
							

VIEW FROM TOP

CASTER	
	3° <input type="checkbox"/>
	6° <input type="checkbox"/>
	9° <input type="checkbox"/>
	12° <input type="checkbox"/>

ACKERMANN	
	<input type="checkbox"/> <input type="checkbox"/> <input type="checkbox"/>

ABSORBER	
	O-RING <input type="checkbox"/> 1 <input type="checkbox"/> 2 <input type="checkbox"/> 3

